

The Sudbury Community Food Pantry
Building a better community by fighting hunger today!

For more than 33 years!



2023 Annual Report



Mission Statement

Provide a food pantry to serve people who are struggling financially by providing them with food and personal care items that promote healthy living and doing so in a manner that preserves their dignity. A Food Pantry that has no geographic boundaries and provides a confidential environment that respects an individual's privacy and acknowledges how difficult it is to ask for assistance. Volunteers will strive to provide our clients with a friendly and welcoming environment where they can comfortably select the food and personal care items they need.

To our volunteers, donors, partners, and other supporters we thank you!

2023 was a challenging year, shattering every metric the pantry tracks.

Given current economic conditions, demand for services continued to increase, stressing resources required to respond to the expanded need.

 <p>Number of Visits 11.1% 6,223 in 2023</p>	<p>Visits Per Day Open Average of 63.6 Up 64.6% since 2020</p>	 <p>Number of Family Members Fed 18,172 Up 11% over 2022</p>	<p>Cost to Purchase Food In 2023 \$90,503</p>
---	--	---	---

We continue to search for a new Pantry location.

A new location would allow us to:

- Increase our capacity to meet the continued rise in demand for services.
- Transition back to an in-person shopping model post Covid.
- Add evening and weekend hours to accommodate families who work on weekdays.

Who do we serve and where are they from?

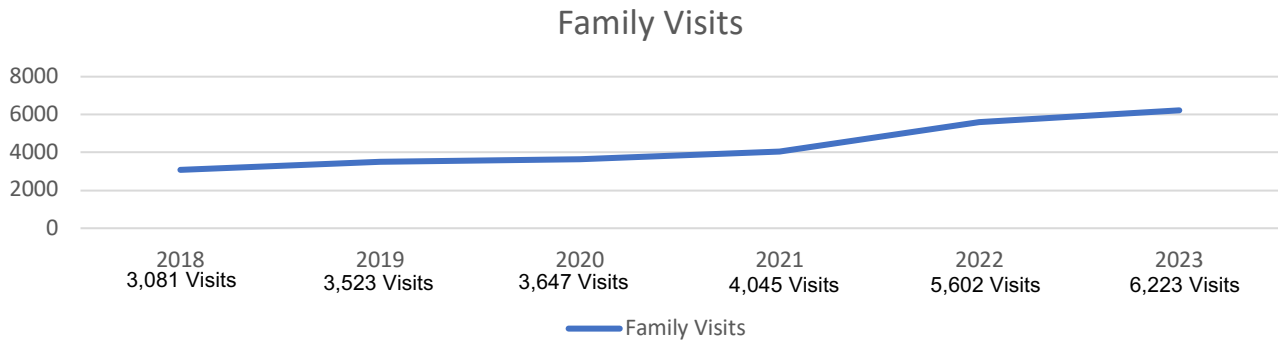
Of the family members we served, **31.8%** were under 18 and **8.7%** were over 64. These **40.5%** are the groups most vulnerable to food insecurity. We also served 41 Veterans in 2023.

The majority of our families are from Sudbury and the bordering communities.

Top Communities Served

City	Families	Visits	Bags	City	Families	Visits	Bags
Framingham	280	1565	8271	Maynard	20	210	1108
Marlboro	165	1018	5287	Wayland	12	174	918
Sudbury	125	1208	4381	Concord	9	97	447
Hudson	50	152	779	Lancaster	5	53	323
Worcester	37	141	817	Stow	4	38	212
Waltham	35	180	988	Holliston	4	35	231
Natick	31	166	815	Westboro	3	69	369
Clinton	29	146	818	Shrewsbury	3	36	167
Leominster	29	75	457	60 Other Communities	130	632	3,105
Acton	21	228	1125	TOTALS	992	6223	30,618

Visits to the Pantry have increased for the 6th year in a row - up **11.1% this year**.



What do we provide?

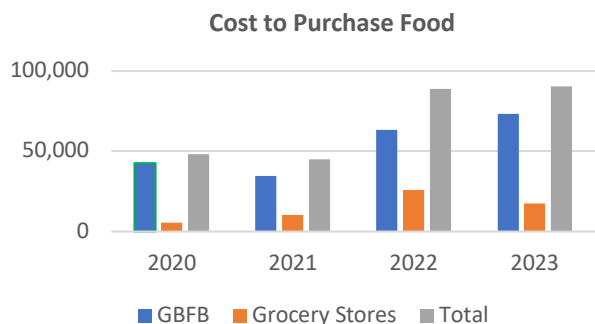
Upon arriving at the Pantry, families are given a checklist to choose what items they would like to have that week. Choices include types of meat, produce, bread, prepared food, and all manner of dry goods. On average our families receive 4.9 bags of food per visit totaling **30,618 bags of food distributed in 2023**.

In 2023 we distributed \$727,756 Worth of Food

62% of our food comes from the Greater Boston Food Bank (GBFB). We are able to purchase meat, produce and shelf stable food from them at low or sometimes no cost. Due to limited storage capacity, GBFB weight limits, decreased supply, and shortages of many important staples, we must often purchase food from local grocery stores. We search for the lowest prices, but costs for both GBFB and grocery store products continue to rise.



Beyond purchasing food, we are fortunate to have strong partnerships with many local organizations and businesses who donate food to the Pantry.



Rescued food is food that is still usable but can no longer be sold. Spoonfuls is an organization that collects these products and delivers them to local food pantries. We are grateful to receive their deliveries twice per week. We pick up frozen meat and other staples from Stop & Shop in Wayland, twice per week. In 2023, we distributed 101,499 pounds of rescued food worth an estimated \$194,878.

The Pantry is also the beneficiary of several local non-profit farms and other businesses that provide us with farm-fresh (often picked that day) produce. Our families appreciate receiving seasonal produce donated by Gaining Ground and Aurelia’s Garden during the spring, summer, and fall.

Source Produce

<u>GBFB</u> 64,524 lbs	<u>Gaining Ground</u> 5,973 lbs	<u>Aurelia’s Garden</u> 1,145 lbs	<u>Rescued Produce</u> 33,102 lbs
---------------------------	------------------------------------	--------------------------------------	--------------------------------------

Source Meat, Poultry & Seafood

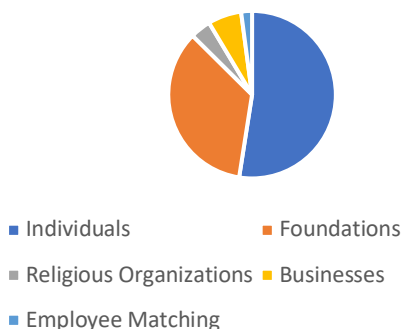
<u>GBFB</u> 39,346 lbs	<u>Rescued</u> 5,973 lbs
---------------------------	-----------------------------

Our most significant source of shelf stable food comes from food drives from the four elementary schools in Sudbury. Other Sudbury residents, businesses and religious organizations all stepped up to host an additional 15 food drives in 2023.

The Pantry supplies a limited amount of personal care and hygiene products. Through the generosity of organizations such as Hope and Comfort and Dignity Matters, we are able to supply our families with personal care products such soap/shampoo, toothbrushes/toothpaste, feminine hygiene products and diapers.

Where do our financial donations come from?

Donation Percentage by Group



We rely on donations from foundations, religious organizations, businesses, and most of all, individuals to operate the Pantry. The Pantry has no paid employees, so every dollar donated goes towards serving our families.

In 2023:

- The number of monthly donors increased by 46%.
- We had 162 first time donors which we attribute to our newly established Annual Campaign.
- 85.7% of our individual donors were Sudbury residents.

Who makes it happen?

An organization is only as good as it's people, and ours are really great! As the Pantry has grown, most particularly through the Covid years, it has evolved into a complex operation with many moving parts. We are grateful to our 187 volunteers who gave 13,960 hours of their time in 2023. Our families rely on them and they come through, every week of the year. Using the published IRS Volunteer Rate, in the past year our volunteers contributed \$444,052 in labor.



Youth Involvement



In 2023, our community's youth provided more support for the Pantry than ever! School food drives K-12, Scouts, religious groups and others have contributed to breaking records for donations of needed food products. Curtis Angels conducted a very successful food drive and Mr. Grasse's 8th grade class met with Pantry board members to learn about the Pantry's mission and gain insight into how it operates. They created a change.org petition in support of a state bond aimed at providing infrastructure funds to the Pantry and prepared a position paper focusing on ways of securing support for organizations like the Pantry to meet the needs of citizens who are experiencing food insecurity which they presented at a state-wide civics contest.

Lincoln-Sudbury Regional High School students have formed a community service club dedicated to helping the Pantry and have hosted food drives, collected donations, and assisted with making double bags for distribution. Students from the LSRHS REACH program are regular volunteers and other high school students volunteer at the pantry to fulfill their community service requirements.

To the Volunteers, Donors, and Partners of the Sudbury Community Food Pantry, without your generosity and support we would not have been able to meet the increased demand we experienced in 2023. For this we are very grateful.

A handwritten signature in cursive script that reads 'Pat Mullen'.

Pat Mullen
Executive Director Emeritus